

M9 & M11 ULTRACLAVE®



UltraClave®
Automatic Sterilizer

RELIABLE

The Midmark M9 and M11 UltraClave® Automatic Sterilizers - make sterilization reliable and efficient.

Today, more than ever, you need reliable and easy to use products from a trusted partner who understands your sterilization needs. The Midmark M9 and M11 UltraClave® Automatic Sterilizers are specifically designed and engineered to meet those needs. The intuitive display and simple prompts help you easily select the cycle you need whether it is for unwrapped items, pouches, packs or handpieces. Once the sterilization process is complete, the door conveniently opens automatically and quietly to dissipate the steam and provide fast and efficient drying of your instruments.

Create peace of mind by making the dental market's leading sterilizers...the Midmark M9 and M11 UltraClave®...your preferred office choice.



Pouch Rack
M9 - 1 pouch rack
M11 - 2 pouch racks







Vertical Cassette Rack
(M11 only)
Holds four 8" x 11" and four
3" x 8" cassettes.



Horizontal Cassette Rack
(M11 only)
Holds four 8" x 11" and four
3" x 8" cassettes.



Symbol	Pre-programmed Cycle	Sterilization Temperature		Hot Cycle Time (Fill, Heat-up & Vent)		Sterilization Time		Dry Time		Total Hot Cycle Time w/o dry		Total Hot Cycle Time w/dry	
		M9	M11	M9	M11	M9	M11	M9	M11	M9	M11	M9	M11
	Unwrapped	132° C 270° F	132° C 270° F	11 min.	15 min.	3 min.	3 min.	30 min.	30 min.	14 min.	18 min.	44 min.	48 min.
	Pouches	132° C 270° F	132° C 270° F	12 min.	17 min.	5 min.	5 min.	30 min.	30 min.	17 min.	22 min.	47 min.	52 min.
	Packs	121° C 250° F	121° C 250° F	10 min.	14 min.	30 min.	30 min.	30 min.	30 min.	40 min.	44 min.	70 min.	74 min.
	Handpieces (Unwrapped & Pouches)	132° C 270° F	132° C 270° F	11 min.	16 min.	6 min.	6 min.	30 min.	30 min.	17 min.	22 min.	47 min.	52 min.

NOTE: Cycle times are approximate and may vary depending on instrument loads. Preset drying is 30 minutes but can be programmed from 0 to 60 minutes.

WHAT DO YOU WANT IN A STERILIZER?



- Fast and easy use for efficient instrument processing
- Reliability and effectiveness for infection control assurance
- Patented automatic opening door for efficient instrument drying
- Maximum space utilization and a complimentary design for your sterilization area

Our full line of sterilizers address all of your important critical sterilization needs. In fact, we're sure you'll find a Midmark sterilizer that's just right for your practice.

Pulse-air Removal Technology

The Steam-Flush Pressure-Pulse Air Removal System is so efficient that it can pass the air removal tests required on more complex vacuum steam sterilizer systems, ensuring good steam penetration for those challenging loads. Plus, less complexity means better reliability and a cost effective solution for your sterilization needs.

Convenience at a Glance

The LCD display indicates cycle selected, cycle temperature and exposure time. When the cycle enters sterilization mode, the temperature, pressure and the remaining cycle time is displayed. Remaining cycle time is also displayed in the dry mode.

Note: Temperature & pressure are not displayed during dry mode.

No More Wet Instruments

Once sterilization is complete, the door opens automatically and quietly to dissipate steam and dry your instruments. You'll have dry, sterile instruments every time.

Safety Features

If the door is not closed completely or the reservoir water level is low, the LCD display will provide the appropriate message. In either case, sterilization will not continue until you've attended to the unit.

Ease of Draining & Filling

For ease of draining and filling, both the M9 and M11's reservoir fill port and drain tube are in the front of the unit, not on top or in back.

Optional Printer Accessory

The M9 and M11 printer accessory provides a permanent record of cycle times, temperatures and pressures during a cycle.



Self Program Controls

Programmable controls allow for creation of different cycle parameters. Programmable buttons allow you to change the following: Exposure Time (3 to 90 minutes), Temperature (230 to 275° F), Dry Time (0 to 60 minutes) and Vent (slow or fast). The #1 and #2 buttons allow you to store the change if desired.

Pre-Programmed Controls

Four pre-programmed sterilization cycle controls: Unwrapped (132° C or 270° F for 3 minutes), Pouches (132° C or 270° F for 5 minutes), Packs (121° C or 250° F for 30 minutes), Handpieces (unwrapped and pouched) (132° C or 270° F for 6 minutes).

LCD Display

Indicates cycle selected, temperature and exposure time. During the cycle, the display shows messages describing status of cycle. When the cycle enters sterilization mode, remaining time is displayed as well as temperature and pressure.

Cycle Start Button

Initiates selected cycle

Manual Stop Button

Terminates selected cycle or function

Specifications

	M9	M11
Overall length w/plug:	20.38" (51.8 cm)	23.8" (60.5 cm)
Overall width:	15.3" (38.9 cm)	17.8" (45.2 cm)
Overall height w/printer:	15.8" (40.1 cm)	17.8" (45.2 cm)
Minimum Countertop area:	15.3" x 17.88" (38.9 cm x 45.4 cm)	17.8" x 21.0" (45.2 x 53.3 cm)
Chamber:	9" diameter (22.9 cm), 15" depth (38.1 cm) 3.5 gal. usable volume (13.4 liters)	11" diameter (28 cm), 18" depth (45.7 cm) 6.5 gal. usable volume (24.6 liters)
Trays:	Two large – 7.3" W x 12" L x 0.8" D (18.6 cm x 30.5 cm x 2.2 cm) Two small – 5.6" W x 12" L x 0.8" D (14.3 cm x 30.5 cm x 2.2 cm)	Two large – 9" W x 15" L x 1.1" D (22.9 cm x 38 cm x 2.9 cm) Two small – 6.6" W x 15" L x 1.1" D (16.8 cm x 38 cm x 2.9 cm)
Unit weight:	73 lbs. (33.1 kg)	99 lbs. (44.9 kg)
Shipping weight:	81 lbs. (36.7 kg)	131 lbs. (59.4 kg)
Water reservoir capacity:	1.1 gal. (4.1 liters)	1.4 gal. (5.3 liters)
Electrical requirements:	115 VAC, 50/60 Hz, 15 amps single phase 115 VAC has 1425 watt tubular immersion heater 230 VAC, 50/60 Hz, 10 amps single phase 230 VAC has 1500 watt tubular immersion heater UL61010A-1, UL61010A-2-041 CAN/CSA C22.2 No. 1010 CAN/CSA C22.2 No. 1010.2-041 96 Meets the requirements of ASME Boiler and Pressure Vessel Code Canadian registration number available A separate (dedicated) circuit is recommended for this sterilizer	115 VAC, 50/60 Hz, 15 amps single phase 115 VAC has 1425 watt tubular immersion heater 230 VAC, 50/60 Hz, 10 amps single phase 230 VAC has 1500 watt tubular immersion heater UL61010A-1, UL61010A-2-041 CAN/CSA C22.2 No. 1010 CAN/CSA C22.2 No. 1010.2-041-96 Meets the requirements of ASME Boiler and Pressure Vessel Code Canadian registration number available A separate (dedicated) circuit is recommended for this sterilizer
Optional accessories:	9A259001 – Impact Dot Matrix Printer 9A224001 – Sterilizer Deep Tray 9A226001 – Sterilizer Pouch Rack 9A307001 – Cool Hand Tool (Tray & Cassette Removal Tool) 9A260001 – External Condensing Tank Installation Use on laminate, stainless steel or stone surface. Allow 2.0" (5.08 cm) on sides and rear and 5" (12.7 cm) above to allow space to fill reservoir and change the printer paper roll.	9A259001 – Impact Dot Matrix Printer 9A225001 – Sterilizer Deep Tray 9A226001 – Sterilizer Pouch Rack 9A307001 – Cool Hand Tool (Tray & Cassette Removal Tool) 9A260001 – External Condensing Tank 9A215001 – Horizontal Cassette Rack 9A215002 – Vertical Cassette Rack 9A306001 – Orthodontic Cassette Rack Installation Use on laminate, stainless steel or stone surface. Allow 2.0" (5.08 cm) on sides and rear and 5" (12.7 cm) above to allow space to fill reservoir and change the printer paper roll.



NEW

M3 UltraFast® Automatic Sterilizer

The Midmark M3 UltraFast® Automatic Sterilizer allows you to rapidly process your instruments. The M3 provides reliable, fast sterilization and quickly dries your instruments.

M11D and M9D AutoClave® Sterilizers

The Midmark M9D and M11D AutoClave® Automatic Sterilizers offer easy, effective sterilization, but without the convenience of a door that opens automatically. One button starts the cycle...but at the end of the automatic sterilization process, you need to manually open the door within 30 minutes of completion to activate the dry cycle. This extra step is the only physical difference between the M9D and M11D and their automatic counterparts.

Midmark is an ISO 13485 and ISO 9001 Certified Company. For more information or a demonstration, contact your Midmark dealer or call: 1-800-MIDMARK Fax: 1-877-725-6495 Outside the U.S.A. call: 1-937-526-3662 Fax: 1-937-526-8214 or visit our website at midmark.com

© 2007 Midmark Corporation
60 Vista Drive P.O. Box 286 Versailles, Ohio 45380-0286
Products subject to improvement changes without notice
Litho in U.S.A. 007-0640-00 Rev. C1 (9/09)



To Order Call

Lions Dental Supply

951-276-3225

